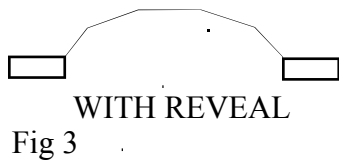
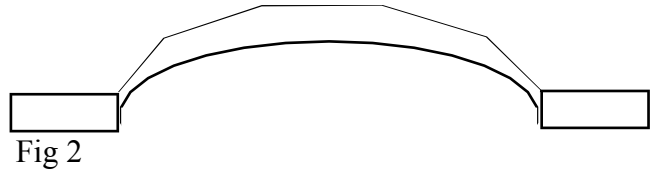
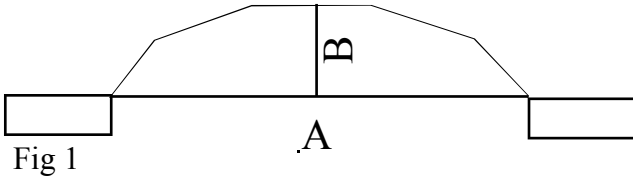


MEASURING INSTRUCTIONS - CURVED HEADRAILS FOR VERTICAL BLINDS



Measure as shown in Fig 1 with size A being a normal recess measurement taken where the window frame meets the wall. Measurement B is a measurement from the line of A back to the window frame in the centre of the window.

To make the rail we need to know measurement A and B and the drop.

IMPORTANT. It is vital that we know whether or not there is a reveal (see figs 3 & 4). Normally the rail will be made for a reveal and will fit as shown in Fig 2, if there is no reveal at the ends of a headrail made like this would stick out into the room. When ordering curved blinds you **MUST** therefore state clearly on the order form whether there is a recess/reveal

MEASURE CAREFULLY - WE CANNOT BE RESPONSIBLE FOR BLINDS WHICH DO NOT FIT DUE TO INCORRECT MEASURING

**FOR FURTHER ADVICE OR ASSISTANCE PLEASE CONTACT US
Tel 0800 098 8823 or 01733 592012 Email sales@blinds247.com**

